

S E P T E M B E R 2 0 1 7  
Mrs. Burke, Ms. Sims, and Mrs. Morgan

# Third Grade Rocks!



“Nothing is impossible, the word itself says I’m Possible!”

-- Audrey Hepburn

## What we have learned...

Students in third grade have been getting into the daily routine of school. We have been constantly reviewing the expectations, and the more you can remind them at home the better.

We have been hard at work in all of our learning, and we are seeing some great work from the students. There is so much more to come this year and your support with your child’s development is essential. We can’t wait to see what your child accomplishes this school year.

- **Social Studies:** What are some different landforms? We have written about them, read about them, and made salt dough maps of Missouri. On those maps students were able to represent the various landforms in Missouri. See if your child can name some landforms.

- **Reading/Language:** Our Essential Question for the first few weeks was... *What can stories and traditions teach us?* Students will work cooperatively in groups to share their ideas.

Each week, in reading, we will talk, read, and write about an Essential Question related to the Big Idea that is -

### Save the Date

September 29 –  
Half Day  
\*Dismiss at  
12:00





October 13—  
End of 1<sup>st</sup> Qtr

Oct. 19 – Half  
Day – Teacher  
Conferences

October 20 –  
No School

Teacher  
Professional  
Development

## Place Value

THOUSANDS	HUNDREDS	TENS	ONES
2	3	4	5
			

<b>ROUNDING</b>
Underline the digit look next door.
If it's 5 or greater add one more.
If it's less than 5 leave it for sure.
Everything after is a zero, not more.

## Rounding to tens and hundreds

We have been focusing on place value to the thousands place. This includes, written form, standard form, and expanded form.

If your student is struggling with place value, then they might be having some trouble with rounding. Please continue to work with your child at home. Help them remember the strategies we have learned.

## Team Building

Students got the opportunity to become part of a team, where they were able to work together on various tasks. They got to develop a team name, team logo, and team unity flag. Once done, they got to have a competition to see who could make the tallest marshmallow tower using a specific set of materials. This required them to listen to others ideas, strategize together, and support/encourage those around them. They had so much fun.



**CHECK YOUR STUDENTS  
PLANNERS DAILY!**

## Websites to use at Home

What ways can your student practice at home?

Visit some of the website below and see what they have to offer your student.

- [ixl.com](http://ixl.com)
- [mobymax.com](http://mobymax.com)
- [abcya.com](http://abcya.com)

Please make sure to read for 20 minutes nightly with your student.

In order to become a better reader, encourage your child to read nightly.